

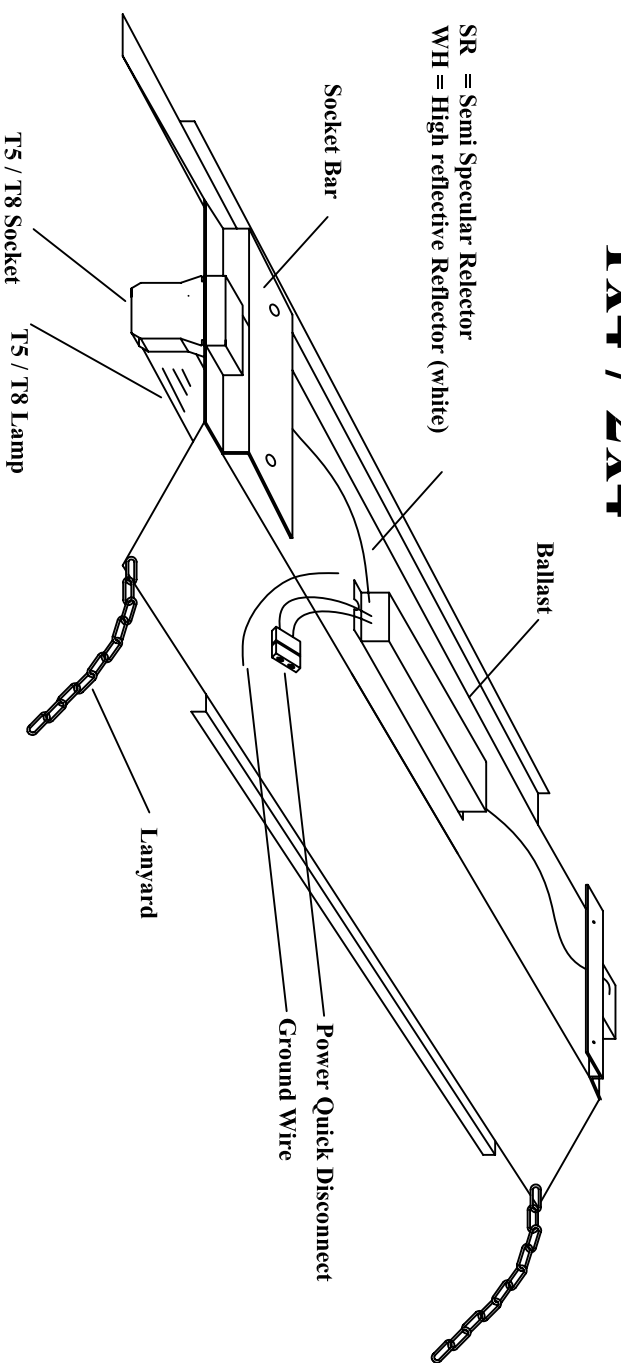
Triumph Lighting Inc.

3685 Main Street
Apple Hill, Ontario
K0C 1B0
(613) 527-5897
www.triumphlighting.com

RK Retrofit Kit

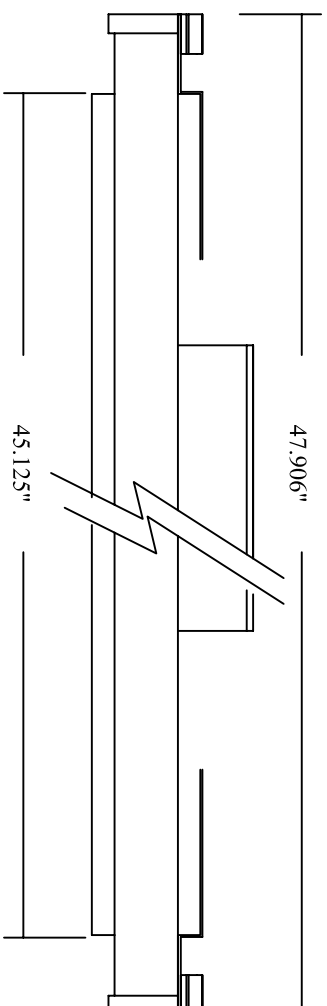
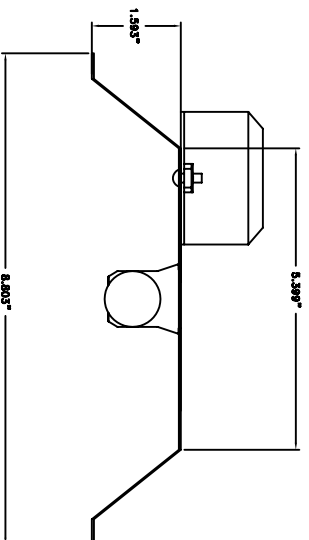
1x4 / 2x4

SR = Semi Specular Reflector
WH = High reflective Reflector (white)



Typical Installation procedure

- Fasten 1 - Socket Bar to each end of Housing with 2 - Screws
- Fasten "S" hook to each end of Reflector and Crimp in place
- Fit 1 - Socket into each Socket Bar
- Make electrical connections as required
- Fit and position Reflector into Housing
- Attach Reflector to Socket Bars with 2- Screws at each end



Typical Assembly
(1x4 dimensions shown)

(dimensions subject to change without notice)