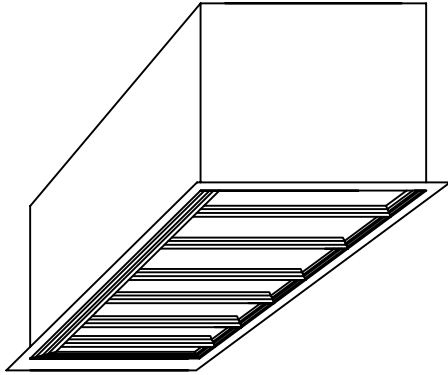


TL Cube 9 Metal Halide PAR 20

Linear Direct Wall Wash 0-15 Degree



FIXTURE TYPE	VOLTS
JOB INFORMATION	

Ordering Information

TL9



Fixture Location
E = End of Run
M = Middle of Run

5

Lamp Quantity



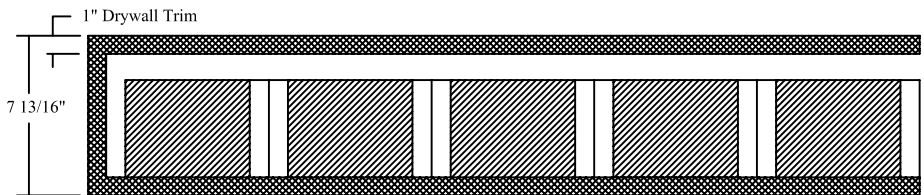
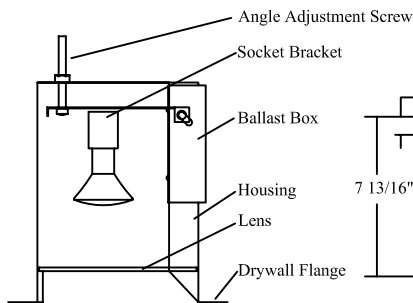
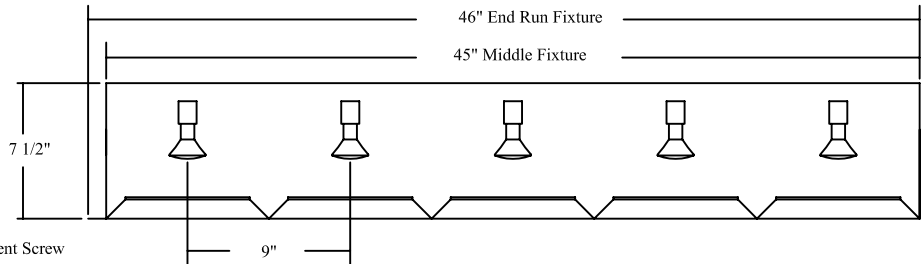
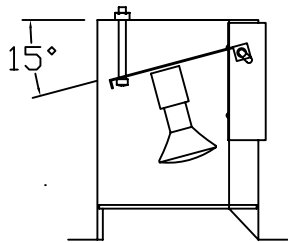
Lamp Output
20
39



Voltage
120V
220V
347V



Options
BK = Black
WH = White



Dimensions subject to change without notice

SPECIFICATIONS

Materials: Chassis - 22 ga. cold rolled steel post painted powder coat finish
 Custom colors and finish available
 Reflector - Hi-Gloss white standard
 Optional Miro 4 specular aluminum

Shielding: See Options

Electrical: All wiring is non hygroscopic. Thermally protected class "P" ballast C.B.M. approved. Non PCB. If K.O. is within 3" of ballast, use wire suitable for at least 90 degrees.

Labels: cUL Listed