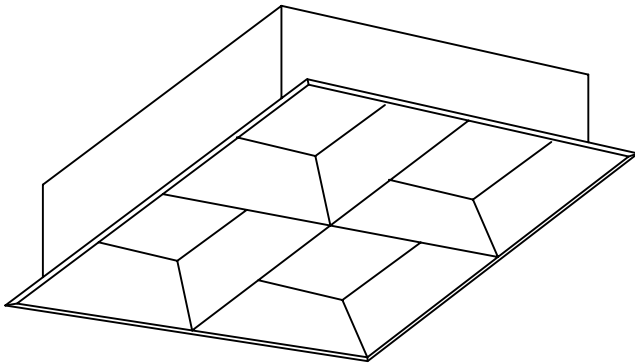


TTL "C" RECESSED MOUNT

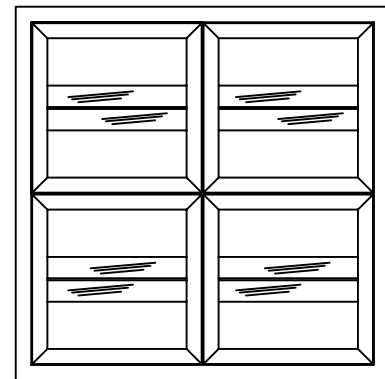
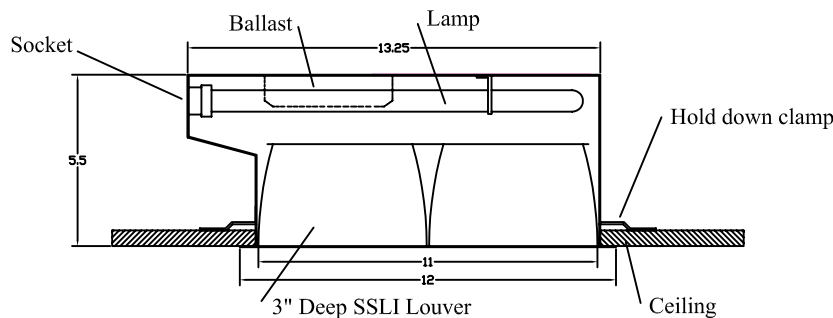
Louvered Down Light



FIXTURE TYPE	VOLTS
JOB INFORMATION	

Ordering Information

TTL	C				2427	
	Recessed Box	Nominal Size 11 = 1x1 22 = 2x2	Louver Cells 4 9	Lamp Quantity 1 2	Lamp Type 24/27 watt Twin Tube	Voltage 120V 277V 347V



4 Cell Louver Shown

SPECIFICATIONS

- Materials:** Chassis - 20 gauge cold rolled steel High reflectance white finish
 Trim - Self flanged to to eliminate light leaks.
 Parabolic Louver - Semi - specular aluminum with low iridescence finish.
 4 Cell & 9 Cell 3" Deep parabolic with 52 degree cut off.
 Retaining Springs - Pull down type for relamping. Positive tension to hold louver tight.
 Lampholder - Snap in style for easy relamping with mounted lamp clip for proper allaingmnet.
 Access Plate - Top mounted for easy access to wiring. 2 x 7/8" KO's.

- Electrical:** Thermally protected class "P" ballast C.B.M. approved. Non PCB. If K.O. is within 3" of ballast, use wire suitable for at least 90degrees.
Labels: cUL Listed Suitable for Damp locations