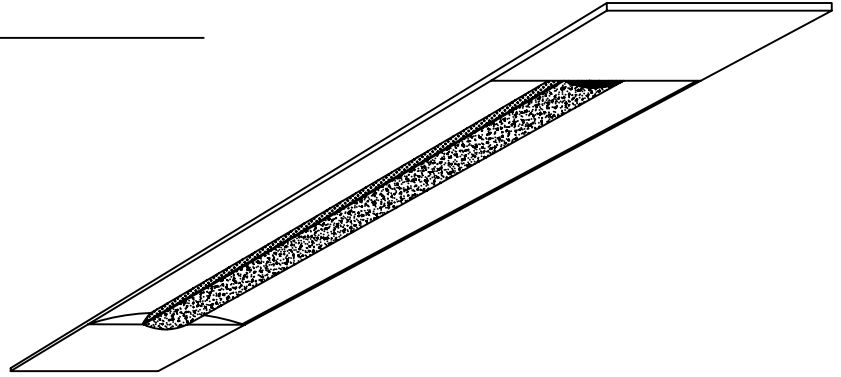


# TT "LP" RECESSED MOUNT

## Low Plenum Indirect

FIXTURE TYPE	VOLTS
JOB INFORMATION	



### Ordering Information

<b>TT</b>	<b>LP</b>							
Recessed Box	Nominal Size	Mounting	Shielding	Lamp Quantity	Voltage	Ballast	Options consult factory	
	22 = 24 x 24 24 = 24 x 48 26 = 20 x 60 51 = 500 x 1500	F = Flanged G = Grid	CF = Clear Frost PF = Perforated	1 2 3	120V 277V 347V	28W 54W		



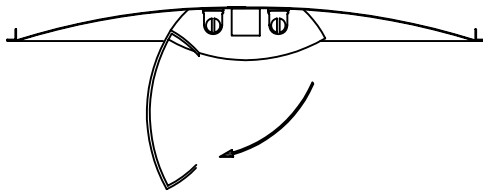
1 light T5



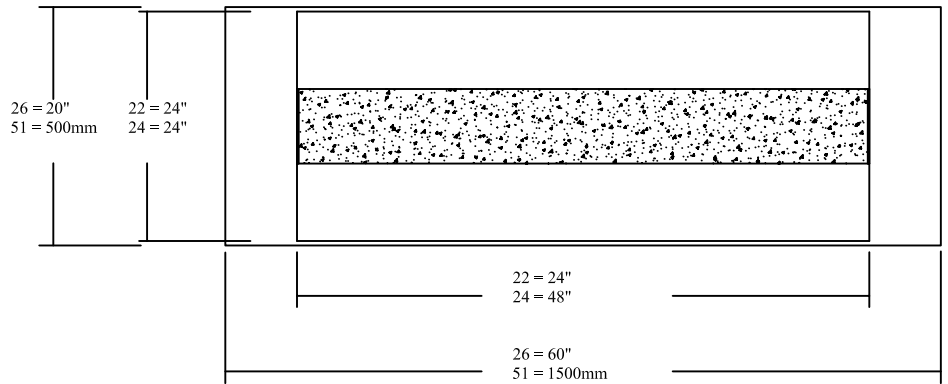
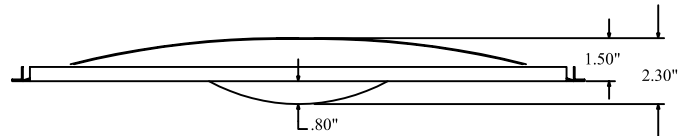
2 light T5



3 light T5



Rotate lens for lamp / ballast access



(dimensions subject to change without notice)

### SPECIFICATIONS

Materials: Chassis - 20 gauge cold rolled steel.

Unitized Housing - 20 gauge cold rolled steel supports all electrical components.

Finish: Chassis Exterior - white baked enamel.

Electrical: Thermally protected class "P" ballast C.B.M. approved. Non PCB. If K.O. is within 3" of ballast, use wire suitable for at least 90 degrees.

Labels: cUL Listed